



Porsche Zentrum, München

GEZE Slimdrive SC/SC-FR and SCR/SCR-FR

Automatic systems for curved sliding doors



MOVING TECHNOLOGY

Contents

7 cm – A rounded affair 3

A word about the installation: Everywhere 4

GEZE Slimdrive SC – The door describes a circle
GEZE Slimdrive SCR – The circle is closed 5

Technical data 6

Technology on the smallest scale 7



DOOR TECHNOLOGY



GLASS SYSTEMS



AUTOMATIC DOOR SYSTEMS



RWA AND WINDOW TECHNOLOGY



SAFETY TECHNOLOGY

7 cm – A rounded affair

More light! More space! The advantages of a curved sliding door fills the viewer with enthusiasm at first sight. A new feeling of space dominates the entrance area. Even at small external dimensions the special GEZE construction creates an enormous space for the passage - consequently elegant.

Additional benefits are quite evident: In comparison with linear sliding doors, the clearance is enlarged by 40%. The door geometry becomes more appealing, the slim profile system with fine-framed laminated safety glass contributes to the elegant impression and makes the glass surfaces more spacious.

Thus Slimdrive SC/SCR offers designers and architects new freedom of options - far beyond the door. Because from now on all facades and post-rail structures can be realised without the visual interference of a drive. GEZE Slimdrive SC/SCR fits in like no other drive. And this is a decisive advantage for curved sliding doors, where elegance is desired.

„FR“ means safety

Even GEZE Slimdrive SC-FR and SCR-FR are powerful pieces of highly concentrated technology:

The drives measuring only 7 cm have been certified and approved for the use in escape and rescue routes according to DIN 18650 as well as to the German regulations AutSchR and BGR 232.

Fundamentally the Slimdrive SC-FR and SCR-FR exhibits identical features as Slimdrive SC and SCR.

At this, safety in escape and rescue routes will be guaranteed by an error-resistant actuation device which is designed as double-drive version. All security relevant functions are monitored. Automatic opening of the door in the event of fault or mains failure will be provided by the redundant actuation device of the drive.



Noviflora, Honselersdijk Nederland



BMW Niederlassung, Chemnitz

A word about the installation: Everywhere

Curved sliding doors with automatic drive Slimdrive SC/SCR are true masters of harmony. They can be installed everywhere - in connection with concrete, masonry, steel or glass as well as post-rail structures. Even on the ground the harmony is „high“: between pavement, street or vestibule and the interior of the building a high-quality floor guide of stainless chromium-nickel-steel creates an elegant transition.



BERNS, Stockholm



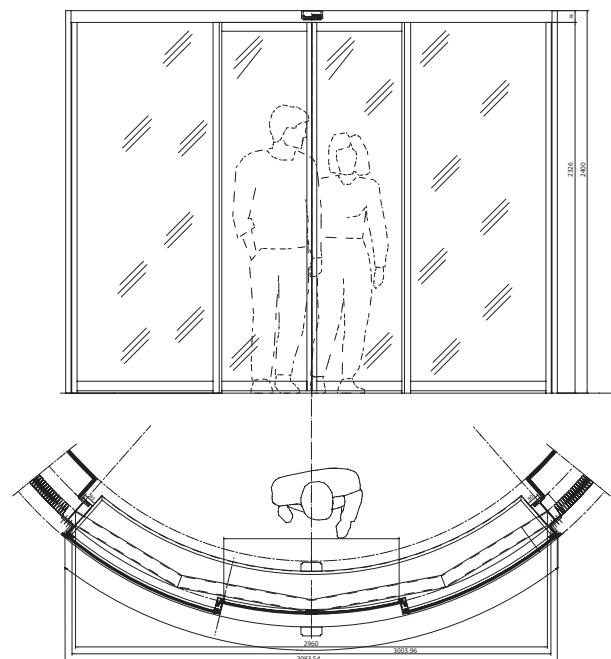
Lexus Ahrens, Hannover

Fitting advantages in detail

GEZE Slimdrive SC/-FR and SCR/-FR are designed as fully-modular all-aluminium unit construction system and consists of mounting profile, sliding rails/carriage unit, side elements and clamping profile.

- ▶ Overall height only 70 mm
- ▶ All components are plug-in units
- ▶ The drive unit is completely pre-assembled
- ▶ Special aluminium profiles
- ▶ Ideal weight distribution and low-friction running due to the multi-roller (8 pcs per leaf) carriage with axles mounted on ball-bearings
- ▶ Maintenance-free, fully enclosed, quiet running DC-motor
- ▶ Low-maintenance gears

Lexus Ahrens, Hannover





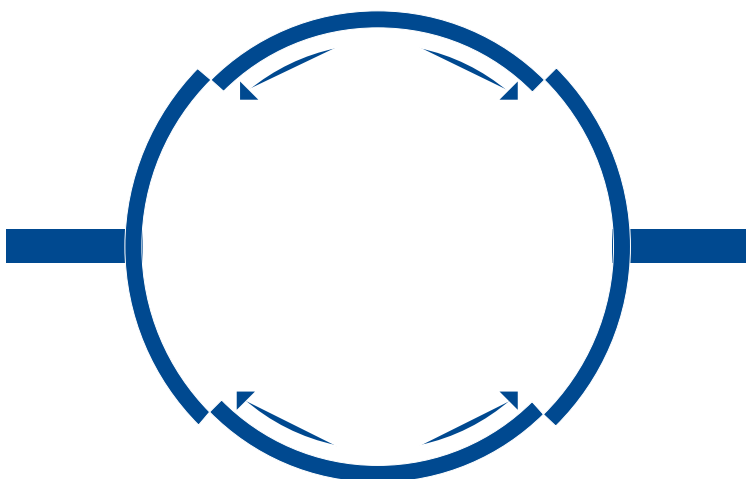
Slimdrive SC – The door describes a circle

Weather used as semi-circular sliding door with a minimum radius of 1000 mm or as circular sliding door with greater radii or in combination with a linear sliding door as draught-proof system: GEZE curves sliding doors offer manifold design possibilities and fulfil highest demands in function and design.



Slimdrive SCR – The circle is closed

GEZE Slimdrive SCR – the 360° solution. The drives on both doors form a unit which are, however, controlled separately – a round affair.

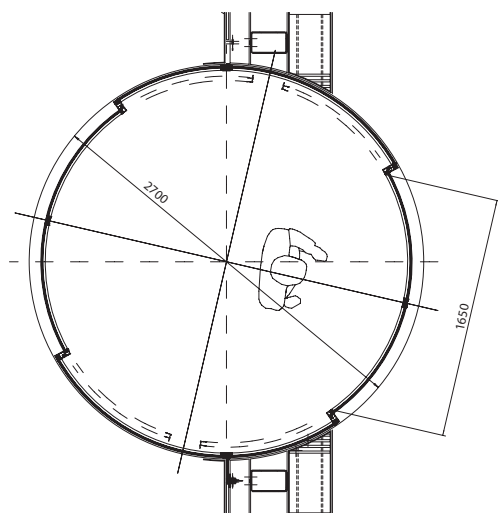
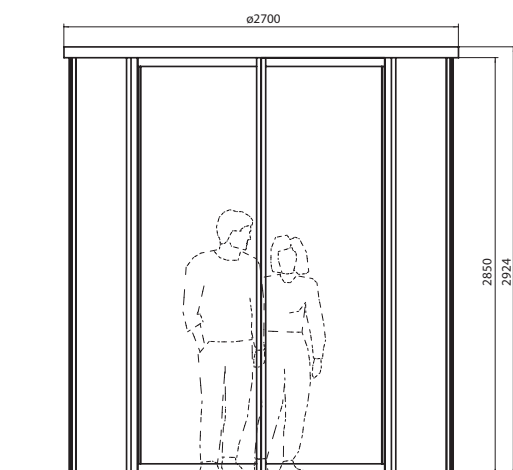


Technical data

	Slimdrive SC/SC-FR	Slimdrive SCR/SCR-FR
Opening width, double-leaf ¹⁾	max. 3000 mm	max. 2500 mm
Leaf weight, double-leaf ¹⁾	max. 2 x 120 kg	max. 2 x 120 kg
Opening speed, double-leaf ¹⁾	max. 0,7 m/s	max. 0,7 m/s
Frame	door leaf and side elements with fine-framed laminated safety glass	door leaf and side elements with fine-framed laminated safety glass
Colours	EV1, stainless steel and all RAL colours	EV1, stainless steel and all RAL colours
Radius	1000 mm ∞	1000 - 2000 mm

¹⁾ single-leaf version on request

Electronic Arts, London



BMW Niederlassung, Chemnitz




Electronic Arts, London

Technology on the smallest scale

7 cm – The measure of all drives

Astonishing versatility, simple operation, simple installation properties and an extraordinarily maintenance-friendly – the fully digital control of categorie 2 according to DIN EN 945-1 of the Slimdrive SC/SCR with 16 bit high-performance processor has many advantages.



Standard functions

- ▶ Self-learning, complete with fitted plug
- ▶ Quick initial operation of the system
- ▶ Programming: setting of parameters (hold-open time, opening speed etc.)
- ▶ Automatic error-detection and emergency running properties
- ▶ Various hold-open times for different functions
- ▶ Programme storage in flash EPROM, allowing on-site programme updates
- ▶ Delayed hold-open time automatically adjustable (depending on traffic; can be activated) up to permanently open position
- ▶ Electronic reversing function with adjustable reversing pressure
- ▶ Locking upon shop closure time
- ▶ Self-configuring hardware
- ▶ Display of statistical data (number of opening cycles, service interval display)

Functions of programme switch

- ▶ Automatic function summer (full opening width)
- ▶ Shop closing time (one way)
- ▶ Automatic function winter (opening width adjustable)
- ▶ Permanently open
- ▶ Night locking

Programme switch designs

- ▶ 80 mm wide version
- ▶ As surface-mounted switch (AP)
- ▶ As flush-mounted switch (UP)

Connections

- ▶ Movement detector
- ▶ Electro-mechanical locking
- ▶ Battery back-up system
- ▶ Vertical safeguarding of passageway
- ▶ Fused key-operated switch
- ▶ As well as nearly all conceivable control features

Programming of maintenance diagnosis

- ▶ The Slimdrive SC/SCR is programmed via the programme switch exclusively. A 7-segment display provides information about the operating status, error indications, maintenance intervals as well as all function parameters.



GEZE GmbH

P.O. Box 1363
71226 Leonberg
Germany

GEZE GmbH

Reinhold-Vöster-Straße 21-29
71229 Leonberg
Germany
Telefon +49 (0) 7152-203-0
Telefax +49 (0) 7152-203-310

www.geze.com

GEZE branch offices

Germany

GEZE GmbH

Niederlassung Nord/Ost
Bühningstraße 8
13086 Berlin (Weissensee)
Tel. +49 (0) 30-47 89 90-0
Fax +49 (0) 30-47 89 90-17
E-mail: berlin.de@geze.com

GEZE GmbH

Niederlassung West
Nordsternstraße 65
45329 Essen
Tel. +49 (0) 201-83082-0
Fax +49 (0) 201-83082-20
E-mail: essen.de@geze.com

GEZE GmbH

Niederlassung Mitte
Adenauerallee 2
61440 Oberursel (b. Frankfurt)
Tel. +49 (0) 6171-63610-0
Fax +49 (0) 6171-63610-1
E-mail: frankfurt.de@geze.com

GEZE GmbH

Niederlassung Süd
Reinhold-Vöster-Straße 21-29
71229 Leonberg
Tel. +49 (0) 7152-203-594
Fax +49 (0) 7152-203-438
E-mail: leonberg.de@geze.com

GEZE subsidiaries

Germany

GEZE Sonderkonstruktionen GmbH
Planken 1
97944 Boxberg-Schweigern
Tel. +49 (0) 7930-9294-0
Fax +49 (0) 7930-9294-10
E-mail: sk.de@geze.com

GEZE Service GmbH

Reinhold-Vöster-Straße 25
71229 Leonberg
Tel. +49 (0) 7152-9233-0
Fax +49 (0) 7152-9233-60
E-mail: info@geze-service.com

GEZE Service GmbH

Niederlassung Berlin
Bühningstraße 8
13086 Berlin (Weissensee)
Tel. +49 (0) 30-470217-30
Fax +49 (0) 30-470217-33

Europe

Benelux

GEZE Benelux B.V.
Leemkuil 1
Industrieterrein Kapelbeemd
5626 EA Eindhoven
Tel. +31 (0) 40-26290-80
Fax +31 (0) 40-26290-85
E-mail: benelux.nl@geze.com

France

GEZE France S.A.R.L.
ZAC de l'Orme Rond
RN 19
77170 Servon
Tel. +33 (0) 1-60626070
Fax +33 (0) 1-60626071
E-mail: france.fr@geze.com

Great Britain

GEZE UK Ltd.
Blenheim Way
Fradley Park
Lichfield
Staffordshire WS13 8SY
Tel. +44 (0) 1543-443000
Fax +44 (0) 1543-443001
E-mail: info@geze-uk.com

Italien

GEZE Italia Srl
Via Giotto 4
20040 Cambiago (MI)
Tel. +39 02 95 06 95-11
Fax +39 02 95 06 95-33
E-Mail italia.it@geze.it

GEZE Engineering Roma Srl
Via Lucrezia Romana 91
00178 Roma
Tel. +39 06-7265311
Fax +39 06-72653136
E-mail: gezeroma@libero.it

GEZE Engineering Bari Srl
Via Treviso 58
70022 Altamura (Bari)
Tel. +39 080-3115219
Fax +39 080-3164561
E-mail: gezebari@libero.it

Austria

GEZE Austria GmbH
Mayrwiesstraße 12
5300 Hallwang b. Salzburg
Tel. +43 (0) 662-663142
Fax +43 (0) 662-663142-15
E-mail: austria.at@geze.com

Poland

GEZE Polska Sp. z o.o.
ul. Annopol 3 (Zeran Park)
03-236 Warszawa
Tel. +48 (0) 22-8142211
Fax +48 (0) 22-6142540
E-mail: geze@geze.pl

Switzerland

GEZE Schweiz AG
Bodenackerstrasse 79
4657 Dulliken
Tel. +41 (0) 62-285 54 00
Fax +41 (0) 62-285 54 01
E-mail: schweiz.ch@geze.com

Spain

GEZE Iberia S.R.L.
Pol. Ind. El Pla
C/ Comerç, 2-22, Nave 12
08980 Sant Feliu de Llobregat (Barcelona)
Tel. +34-(0) 9-02 19 40 36
Fax +34-(0) 9-02 19 40 35
E-mail: iberia.es@geze.com

Scandinavia

Sweden

GEZE Scandinavia AB
Mallslingan 10
Box 7060
18711 Täby
Tel. +46 (0) 8-7323-400
Fax +46 (0) 8-7323-499
E-mail: sverige.se@geze.com

Norway

GEZE Scandinavia AB avd. Norge
Postboks 63
2081 Eidsvoll
Tel. +47 (0) 639-57200
Fax +47 (0) 639-57173
E-mail: norge.se@geze.com

Finland

GEZE Finland
Branch office of GEZE Scandinavia AB
Postbox 20
158 71 Hollola
Tel. +358 (0) 10-400 51 00
Fax +358 (0) 10-400 51 20
E-mail: finland.se@geze.com

Denmark

GEZE Denmark
Branch office of GEZE Scandinavia AB
Hoje Taastrup Boulevard 53
DK-2630 Taastrup
Tel. +45 46 32 33 24
Fax +45 46 32 33 26
E-mail: danmark.se@geze.com

Middle East

U.A.E.

GEZE Middle East
P.O. Box 17903
Jebel Ali Free Zone
Dubai
Tel. +971 (0) 4-8833112
Fax +971 (0) 4-8833240
E-mail: geze@emirates.net.ae

Asia

GEZE Industries (Tianjin) Co., Ltd.
Shuangchenzhong Road
Beichen Economic Development Area (BEDA)
Tianjin 300400, P.R. China
Tel. +86 (0) 22-26973995-0
Fax +86 (0) 22-26972702
E-mail: geze@public1.tpt.tj.cn

GEZE Industries (Tianjin) Co., Ltd.
Branch Office Shanghai
Rm. 3010 Building No. 2
3 Hongqiao Road
200030 Shanghai, P.R. China
Tel. +86-(0)21-52 34 09-60/-61
Fax +86-(0)21-64 47 20 07
E-mail: gezesh@geze.com.cn

GEZE Industries (Tianjin) Co., Ltd.
Branch Office Guangzhou

Room 1113, Jie Tai Plaza
218-222 Zhong Shan Liu Road
510180 Guangzhou
P.R. China
Tel. +86 (0) 20-813207-02
Fax +86 (0) 20-813207-05
E-mail: gezegz@public2.sta.net.cn

GEZE Industries (Tianjin) Co., Ltd.
Branch Office Beijing

No. 6-32 Building, Jili Avenue
Daxing District
Chaoyang District
Tel. +86-(0)10-87 97 51-77/-78
Fax +86-(0)10-87 97 51-71
E-mail: gezebj@geze.com.cn

GEZE Asia Sales Ltd.
No. 88-1-408, East Road
Free Trade Zone of Tianjin Port
Tianjin, P.R. China
Tel. +86 (0)22-26 97 39 95-0
Fax +86 (0)22 26 97 27 02
E-mail: geze@public1.tpt.tj.cn

GEZE Sonderkonstruktionen (Tianjin) Ltd.
No. 6-32 Building, Jili Avenue
Daxing District
Chaoyang District
100076 Beijing, P.R. China
Tel. +86 (0) 10-87 96 51-52
Fax +86 (0) 10-87 97 14-76

GEZE Representative

